

SIMONWORK

Bancos de Trabajo, Paneles y Armarios de Herramientas
Workbenches, Panels and Tool Cabinets
Werkbänke, Panele und Werkzeugschränke
Établis, panneaux et armoires à outils
Bancadas de trabalho, painéis e gabinetes de ferramentas




**Simon
Rack**
SINCE 1964 - MANUFACTURER



Simonwork

Bancos de Trabajo, Paneles y Armarios de herramientas
Workbenches, Panels and Tool Cabinets
Werkbänke, Panele und Werkzeugschränke
Établis, panneaux et armoires à outils
Bancadas de trabalho, painéis e gabinetes de ferramentas



**Simon
Rack**
SINCE 1964 - MANUFACTURER



DISTRIBUIDOR OFICIAL



SIMONWORK KITS

BASIC

p. 226



WAGON

p. 229



CHIPBOARD

METAL

**ECOWORK
BT2**

p. 230



BOX

BT0

p. 232



BOX

CABINET

BT1

p. 234



BOX

BT2

p. 236



BOX

CABINET

BT3

p. 238



BOX



BT4

p. 240



BOX

BT5

p. 242



BOX

CABINET TOOLS

p. 242



PANELCLICK

p. 243



**BT6
MDF/PRO**

p. 246



**BT6
METAL/PRO**

p. 256



**ACCESORIOS
ACCESSORIES**

p.262





SIMONWORK BASIC 01



SIMONWORK BASIC 02

MODEL	H x W x D mm (inch)	Load Capacity kg (lb)	Ant. EAN Code	Blue EAN Code	Bl/Or EAN Code	Grey EAN Code	€/Unit Zinc EAN Code	€/Unit	Kg/Unit (lb/Unit)	Unit	EU Palet Trailer Container 20' y 40'
SIMONWORK BASIC 1 1200	842 x 1210 x 460 (33.1" x 47.6" x 18.1")	400 kg (880 lb)	8425437137464	8425437093753	8425437089701	8425437093746	61,50 €	8425437093760	57,88 €	16,20 (35.7)	18 1188 396 450
	842 x 1210 x 610 (33.1" x 47.6" x 24.0")	400 kg (880 lb)	8425437137501	8435104992944	8435104992104	8435104992227	68,69 €	8435104992586	64,79 €	17,61 (38.8)	18 1188 396 900
	842 x 1210 x 760 (33.1" x 47.6" x 29.9")	400 kg (880 lb)	8425437137549	8435104992982	8435104992142	8435104992265	84,15 €	8435104992623	79,96 €	19,71 (43.5)	14 924 308 700
	842 x 1210 x 910 (33.1" x 47.6" x 35.8")	400 kg (880 lb)	8425437137587	8435104993026	8435104992180	8435104992302	85,68 €	8435104992661	81,20 €	21,82 (48.1)	30 705 330 570
SIMONWORK BASIC 1 1500	842 x 1510 x 460 (33.1" x 59.4" x 18.1")	400 kg (880 lb)	8425437137471	8425437093784	8425437089763	8425437093777	72,52 €	8425437093791	68,33 €	19,13 (42.2)	15 990 330 375
	842 x 1510 x 610 (33.1" x 59.4" x 24.0")	400 kg (880 lb)	8425437137518	8435104992951	8435104992111	8435104992234	81,31 €	8435104992593	76,84 €	20,91 (46.1)	18 1188 396 900
	842 x 1510 x 760 (33.1" x 59.4" x 29.9")	400 kg (880 lb)	8425437137556	8435104992999	8435104992159	8435104992272	91,76 €	8435104992630	87,94 €	23,50 (51.8)	14 924 308 700
	842 x 1510 x 910 (33.1" x 59.4" x 35.8")	400 kg (880 lb)	8425437137594	8435104993033	8435104992197	8435104992319	102,07 €	8435104992678	97,02 €	26,09 (57.5)	10 680 220 500
SIMONWORK BASIC 1 1800	842 x 1810 x 460 (33.1" x 71.2" x 18.1")	400 kg (880 lb)	8425437137488	8425437093814	8425437089770	8425437093807	81,86 €	8425437093821	77,10 €	21,65 (47.7)	30 570 300 750
	842 x 1810 x 610 (33.1" x 71.2" x 24.0")	400 kg (880 lb)	8425437137525	8435104992968	8435104992128	8435104992241	91,69 €	8435104992609	86,65 €	23,70 (52.3)	30 645 330 525
	842 x 1810 x 760 (33.1" x 71.2" x 29.9")	400 kg (880 lb)	8425437137563	8435104993002	8435104992166	8435104992289	104,64 €	8435104992647	94,70 €	26,64 (58.7)	30 570 330 465
	842 x 1810 x 910 (33.1" x 71.2" x 35.8")	400 kg (880 lb)	8425437137600	8435104993040	8435104992203	8435104992326	115,10 €	8435104992685	109,49 €	29,59 (65.2)	30 510 330 405
SIMONWORK BASIC 1 2100	842 x 2100 x 460 (33.1" x 82.6" x 18.1")	400 kg (880 lb)	8425437137495	8425437093845	8425437089787	8425437093838	93,33 €	8425437093852	88,00 €	23,18 (51.1)	30 540 302 870
	842 x 2100 x 610 (33.1" x 82.6" x 24.0")	400 kg (880 lb)	8425437137532	8435104992975	8435104992135	8435104992258	102,07 €	8435104992616	96,46 €	26,48 (58.4)	30 585 330 465
	842 x 2100 x 760 (33.1" x 82.6" x 29.9")	400 kg (880 lb)	8425437137570	8435104993019	8435104992173	8435104992296	116,53 €	8435104992654	110,63 €	29,78 (65.7)	30 510 330 405
	842 x 2100 x 910 (33.1" x 82.6" x 35.8")	400 kg (880 lb)	8425437137617	8435104993057	8435104992210	8435104992333	128,13 €	8435104992692	121,95 €	33,09 (73.0)	30 450 330 360

MODEL	H x W x D mm (inch)	Load Capacity kg (lb)	Ant. EAN Code	Bl/Or EAN Code	Grey EAN Code	Blue EAN Code	€/Unit Zinc EAN Code	€/Unit	Kg/Unit (lb/Unit)	Unit	EU Palet Trailer Container 20' y 40'
SIMONWORK BASIC 2 1200	842 x 1210 x 460 (33.1" x 47.6" x 18.1")	400 kg (880 lb)	8425437137624	8435104983522	8425437093869	8425437093876	73,82 €	8425437093883	70,20 €	19,78 (43.6)	15 990 330 750
	842 x 1210 x 610 (33.1" x 47.6" x 24.0")	400 kg (880 lb)	8425437137662	8435104983560	8435104992340	8435104993064	85,07 €	8435104992708	81,17 €	23,31 (51.4)	15 990 330 750
	842 x 1210 x 760 (33.1" x 47.6" x 29.9")	400 kg (880 lb)	8425437137709	8435104983607	8435104992388	8435104993101	100,58 €	8435104992746	96,40 €	26,84 (59.2)	15 885 330 720
	842 x 1210 x 910 (33.1" x 47.6" x 35.8")	400 kg (880 lb)	8425437137747	8435104983645	8435104992425	8435104993149	112,77 €	8435104992784	108,30 €	30,37 (67.0)	15 390 185 315
SIMONWORK BASIC 2 1500	842 x 1510 x 460 (33.1" x 49.4" x 18.1")	400 kg (880 lb)	8425437137655	8435104983539	8425437093890	8425437093906	118,67 €	8425437093913	85,40 €	24,05 (53.0)	15 960 330 750
	842 x 1510 x 610 (33.1" x 49.4" x 24.0")	400 kg (880 lb)	8425437137679	8435104983577	8435104992357	8435104993071	104,04 €	8435104992715	99,56 €	28,55 (62.9)	15 825 330 675
	842 x 1510 x 760 (33.1" x 49.4" x 29.9")	400 kg (880 lb)	8425437137716	8435104983614	8435104992395	8435104993118	123,68 €	8435104992753	118,93 €	33,06 (72.9)	13 715 286 585
	842 x 1510 x 910 (33.1" x 49.4" x 35.8")	400 kg (880 lb)	8425437137754	8435104983652	8435104992432	8435104993156	139,28 €	8435104992791	134,23 €	37,56 (82.8)	10 630 220 500
SIMONWORK BASIC 2 1800	842 x 1810 x 460 (33.1" x 71.2" x 18.1")	400 kg (880 lb)	8425437137648	8435104983546	8425437093920	8425437093937	102,00 €	8425437093944	97,24 €	27,55 (60.7)	15 420 330 330
	842 x 1810 x 610 (33.1" x 71.2" x 24.0")	400 kg (880 lb)	8425437137686	8435104983584	8435104992364	8435104993088	118,53 €	8435104992722	109,08 €	32,76 (72.2)	28 384 294 294
	842 x 1810 x 760 (33.1" x 71.2" x 29.9")	400 kg (880 lb)	8425437137723	8435104983621	8435104992401	8435104993125	141,29 €	8435104992760	135,97 €	37,98 (83.7)	23 311 263 253
	842 x 1810 x 910 (33.1" x 71.2" x 35.8")	400 kg (880 lb)	8425437137761	8435104983669	8435104992589	8435104993163	159,07 €	8435104992807	153,46 €	43,19 (95.2)	20 270 220 220
SIMONWORK BASIC 2 2100	842 x 2100 x 460 (33.1" x 82.6" x 18.1")	400 kg (880 lb)	8425437137655	8435104983553	8425437093951	8425437093968	118,67 €	8425437093975	113,34 €	31,05 (68.5)	30 375 300 300
	842 x 2100 x 610 (33.1" x 82.6" x 24.0")	400 kg (880 lb)	8425437137693	8435104983591	8435104992371	8435104993095	133,02 €	8435104992739	127,40 €	36,49 (80.5)	28 322 252 210
	842 x 2100 x 760 (33.1" x 82.6" x 29.9")	400 kg (880 lb)	8425437137730	8435104983638	8435104992418	8435104993132	158,80 €	8435104992777	152,90 €	42,90 (94.6)	23 276 219 219
	842 x 2100 x 910 (33.1" x 82.6" x 35.8")	400 kg (880 lb)	8425437137778	8435104983676	8435104992456	8435104993170	178,86 €	8435104992814	172,68 €	48,83 (107.7)	10 240 110 195



SIMONWORK BASIC 03

MODEL	H x W x D mm (inch)	Load Capacity kg (lb)	Ant. EAN Code	Bl/Or EAN Code	Grey EAN Code	Blue EAN Code	€/Unit	Zinc. EAN Code	€/Unit	Kg/Unit (lb/Unit)	Unit	EU Palet Trailer Container 20'y 40'
SIMONWORK BASIC 3 1200	842 x 1210 x 460 (33.1" x 47.6" x 18.1")	400 kg (880 lb)	8425437137785	8435104983683	8425437093982	8425437093999	103,40 €	8425437094002	98,21 €	27,80 (61.3)	15	885 330 890
	842 x 1210 x 610 (33.1" x 47.6" x 24.0")	400 kg (880 lb)	8425437137822	8435104983720	8435104992463	8435104993187	126,99 €	8435104992821	121,37 €	34,64 (76.4)	15	690 330 555
	842 x 1210 x 760 (33.1" x 47.6" x 29.9")	400 kg (880 lb)	8425437137860	8435104983768	8435104992500	8435104993224	143,54 €	8435104992869	137,50 €	38,39 (84.6)	15	615 330 495
	842 x 1210 x 910 (33.1" x 47.6" x 35.8")	400 kg (880 lb)	8425437137907	8435104983805	8435104992548	8435104993262	161,82 €	8435104992906	155,35 €	43,69 (96.3)	28	266 210 210
SIMONWORK BASIC 3 1500	842 x 1510 x 460 (33.1" x 49.4" x 18.1")	400 kg (880 lb)	8425437137792	8435104983690	8425437094019	8425437094026	127,05 €	8425437094033	115,84 €	34,20 (75.4)	12	696 264 564
	842 x 1510 x 610 (33.1" x 49.4" x 24.0")	400 kg (880 lb)	8425437137839	8435104983737	8435104992470	8435104993194	148,72 €	8435104992838	142,25 €	40,96 (90.3)	10	500 220 470
	842 x 1510 x 760 (33.1" x 49.4" x 29.9")	400 kg (880 lb)	8425437137877	8435104983775	8435104992517	8435104993231	178,19 €	8435104992876	171,29 €	47,71 (105.2)	10	500 220 400
	842 x 1510 x 910 (33.1" x 49.4" x 35.8")	400 kg (880 lb)	8425437137914	8435104983812	8435104992555	8435104993279	201,58 €	8435104992913	194,25 €	54,46 (120.1)	10	430 220 350
SIMONWORK BASIC 3 1800	842 x 1810 x 460 (33.1" x 71.2" x 18.1")	400 kg (880 lb)	8425437137808	8435104983706	8425437094040	8425437094057	145,66 €	8425437094064	138,77 €	39,45 (87.0)	21	294 281 242
	842 x 1810 x 610 (33.1" x 71.2" x 24.0")	400 kg (880 lb)	8425437137846	8435104983744	8435104992487	8435104993200	170,45 €	8435104992845	163,13 €	47,27 (104.2)	19	247 200 200
	842 x 1810 x 760 (33.1" x 71.2" x 29.9")	400 kg (880 lb)	8425437137884	8435104983782	8435104992524	8435104993248	204,61 €	8435104992883	196,85 €	55,09 (121.5)	16	216 168 168
	842 x 1810 x 910 (33.1" x 71.2" x 35.8")	400 kg (880 lb)	8425437137921	8435104983829	8435104992562	8435104993286	231,27 €	8435104992920	223,09 €	62,91 (138.7)	14	189 147 147
SIMONWORK BASIC 3 2100	842 x 2100 x 460 (33.1" x 47.6" x 18.1")	400 kg (880 lb)	8425437137815	8435104983713	8425437094071	8425437094088	170,67 €	8425437094095	162,92 €	44,70 (98.6)	21	283 210 210
	842 x 2100 x 610 (33.1" x 47.6" x 24.0")	400 kg (880 lb)	8425437137853	8435104983751	8435104992494	8435104993217	192,19 €	8435104992852	184,01 €	53,59 (118.2)	19	219 171 171
	842 x 2100 x 760 (33.1" x 47.6" x 29.9")	400 kg (880 lb)	8425437137891	8435104983799	8435104992531	8435104993255	230,86 €	8435104992890	222,26 €	62,48 (137.7)	16	184 152 152
	842 x 2100 x 910 (33.1" x 47.6" x 35.8")	400 kg (880 lb)	8425437137938	8435104983836	8435104992579	8435104993293	260,96 €	8435104992937	251,92 €	71,37 (157.3)	14	161 133 133



WAGON CHIPBOARD

MODEL	H x W x D mm (inch)	€/Unit	Load Capacity kg (lb)	Structure Color	Shelf	EAN Code	Kg/Unit (lb/Unit)	Unit	MiniPromobox / EU Palet Trailer Container 20'y 40'
WAGON 2-400 CHIPBOARD	1030 x 900 x 400 (40.5" x 35.4" x 15.7")	151,71 €	75 kg (165 lb)	Blue/Orange	WOOD	8435104946299	19,79 (43.6)	12 24 1392 528 1200	



WAGON METALIC

MODEL	H x W x D mm (inch)	€/Unit	Load Capacity kg (lb)	Structure Color	Shelf	EAN Code	Kg/Unit (lb/Unit)	Unit	MiniPromobox / EU Palet Trailer Container 20'y 40'
WAGON 2-400 METALIC	1030 x 900 x 400 (40.5" x 35.4" x 15.7")	156,47 €	75 kg (165 lb)	Blue/Orange	Zinc.	8435104946282	18,52 (40.8)	16 30 1500 660 1380	



ECOWORK BT2 CLICK

MODEL	H x W x D mm (inch)	€/Unit	Load Capacity kg (lb)	EAN Code	Kg/Unit (lb/Unit)	Unit	EU Palet Trailer Container 20' y 40'
SIMONWORK ECOWORK BT2 CLICK 900x600	1445 x 910 x 610 (56.9" x 35.8" x 24.0")	106,55 €	220 kg (485 lb)	8425437135576	24,21 (53.4)		



ECOWORK BT2 BOX CLICK

MODEL	H x W x D mm (inch)	€/Unit	Load Capacity kg (lb)	EAN Code	Kg/Unit (lb/Unit)	Unit	EU Palet Trailer Container 20' y 40'
SIMONWORK ECOWORK BT2 BOX CLICK 1200x600	1445 x 1210 x 610 (56.9" x 47.6" x 24.0")	165,10 €	220 kg (485 lb)	8425437135545	35,00 (77.2)		

ACCESORIOS / ACCESSORIES / ZUBEHÖR / ACCESSOIRES / ACESSÓRIOS

p.262



ACCESORIOS / ACCESSORIES / ZUBEHÖR / ACCESSOIRES

p.262





SIMONWORK BTO

MODEL	H x W x D mm (inch)	Load Capacity kg (lb)	€/Unit	Ant. EAN Code	Grey EAN Code	Blue EAN Code	Zinc EAN Code	Kg/Unit (lb/Unit)	Unit	EU Palet Trailer Container 20' y 40'
P1 SIMONWORK BTO 900	842 x 910 x 610 (33.1" x 35.8" x 24.0")	400 kg (880 lb)	106,50 €	8425437137945	8435104919705	8435104919712	143,99 €	8435104929049	21,04 (46.4)	28 495 185 375
P1 SIMONWORK BTO 1200	842 x 1210 x 760 (33.1" x 47.6" x 29.9")	600 kg (1350 lb)	146,83 €	8425437137976	8435104919729	8435104919743	191,97 €	8435104931912	31,05 (68.5)	13 429 143 325
P2 SIMONWORK BTO 1500	842 x 1510 x 760 (33.1" x 59.4" x 29.9")	600 kg (1350 lb)	177,65 €	8425437138003	8435104919736	8435104919750	229,13 €	8435104931929	36,23 (79.9)	13 429 143 325

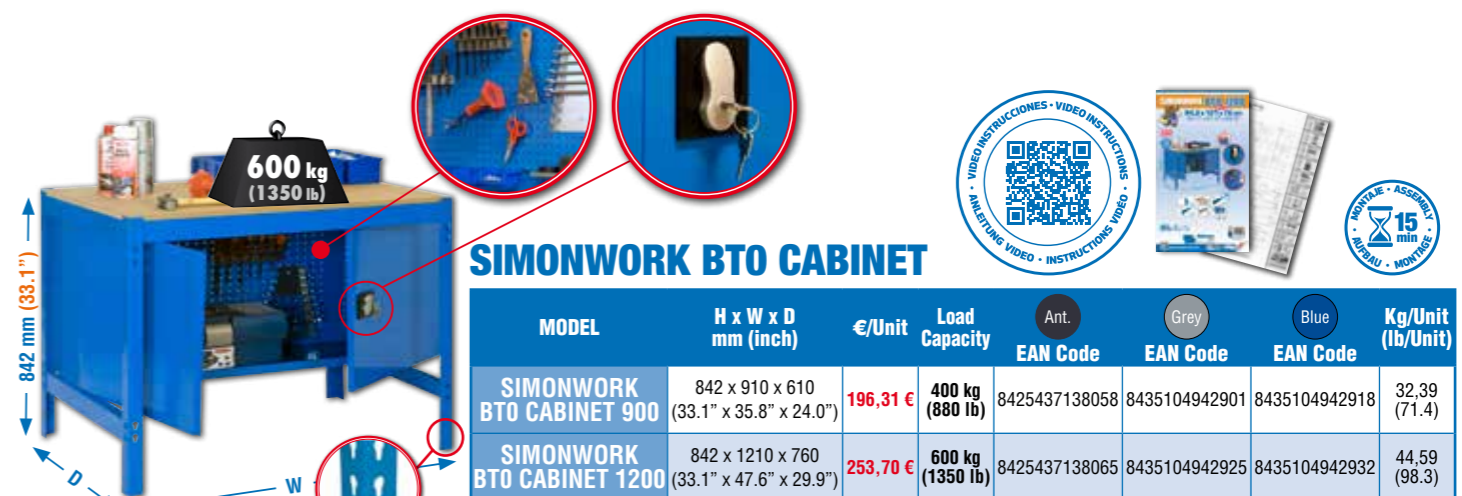


SIMONWORK BTO BOX

MODEL	H x W x D mm (inch)	Load Capacity kg (lb)	€/Unit	Ant. EAN Code	Grey EAN Code	Blue EAN Code	Zinc EAN Code	Kg/Unit (lb/Unit)	Unit	EU Palet Trailer Container 20' y 40'
SIMONWORK BTO BOX 900	842 x 910 x 610 (33.1" x 35.8" x 24.0")	400 kg (880 lb)	141,79 €	8425437138027	8435104932544	8435104932568	157,63 €	8435104932551	27,60 (60.9)	7 231 77 175
SIMONWORK BTO BOX 1200	842 x 1210 x 760 (33.1" x 47.6" x 29.9")	600 kg (1350 lb)	189,93 €	8425437138034	8435104932575	8435104932599	211,93 €	8435104932582	39,22 (86.5)	6 198 68 150
SIMONWORK BTO BOX 1500	842 x 1510 x 760 (33.1" x 59.4" x 29.9")	600 kg (1350 lb)	226,96 €	8425437138041	8435104932605	8435104932629	252,88 €	8435104932612	45,50 (100.3)	6 198 68 150

ACCESORIOS / ACCESSORIES / ZUBEHÖR / ACCESSOIRES / ACESSÓRIOS

p.262



SIMONWORK BTO CABINET

MODEL	H x W x D mm (inch)	€/Unit	Load Capacity	Ant. EAN Code	Grey EAN Code	Blue EAN Code	Kg/Unit (lb/Unit)
SIMONWORK BTO CABINET 900	842 x 910 x 610 (33.1" x 35.8" x 24.0")	196,31 €	400 kg (880 lb)	8425437138058	8435104942901	8435104942918	32,39 (71.4)
SIMONWORK BTO CABINET 1200	842 x 1210 x 760 (33.1" x 47.6" x 29.9")	253,70 €	600 kg (1350 lb)	8425437138065	8435104942925	8435104942932	44,59 (98.3)



SIMONWORK BT1

SIMONWORK BT1 BOX

MODEL	H x W x D mm (inch)	Load Capacity kg (lb)	€/Unit	Ant. EAN Code	Grey EAN Code	Blue EAN Code	Zinc EAN Code	Kg/Unit (lb/Unit)	Unit	EU Palet Trailer Container 20' y 40'
P2 SIMONWORK BT1 900	1445 x 910 x 610 (56.9" x 35.8" x 24.0")	400 kg (880 lb)	150,78 €	8425437138072	8435104919583	8435104919590	148,89 €	8435104931851	30,27 (66.7)	15 495 320 40 165 375
P1 SIMONWORK BT1 1200	1445 x 1210 x 610 (56.9" x 47.6" x 24.0")	600 kg (1350 lb)	186,13 €	8425437138089	8435104919606	8435104919620	184,01 €	8435104931868	39,13 (86.3)	15 495 320 40 165 375
P2 SIMONWORK BT1 1500	1445 x 1510 x 760 (56.9" x 59.4" x 29.9")	600 kg (1350 lb)	234,59 €	8425437138096	8435104919613	8435104919637	232,18 €	8435104931875	45,65 (100.6)	13 429 320 40 143 325

MODEL	H x W x D mm (inch)	Load Capacity kg (lb)	€/Unit	Ant. EAN Code	Grey EAN Code	Blue EAN Code	Zinc EAN Code	Kg/Unit (lb/Unit)	Unit	EU Palet Trailer Container 20' y 40'
SIMONWORK BT1 BOX 900	1445 x 910 x 610 (56.9" x 35.8" x 24.0")	400 kg (880 lb)	196,20 €	8425437138102	8435104932360	8435104932384	186,38 €	8435104932377	37,69 (83.1)	7 231 320 40 77 175
SIMONWORK BT1 BOX 1200	1445 x 1210 x 610 (56.9" x 47.6" x 24.0")	600 kg (1350 lb)	229,96 €	8425437138119	8435104932391	8435104932414	227,83 €	8435104932407	47,74 (105.3)	7 231 320 40 77 175
SIMONWORK BT1 BOX 1500	1445 x 1510 x 760 (56.9" x 59.4" x 29.9")	600 kg (1350 lb)	286,07 €	8425437138126	8435104932421	8435104932445	283,65 €	8435104932438	55,41 (122.2)	6 198 320 40 68 150

ACCESORIOS / ACCESSORIES / ZUBEHÖR / ACCESSOIRES / ACESSÓRIOS

p.262



Pie metálico / Metal baseplate
Stahlfuß / Pied metalliqué



Pies de plástico / Plastic feet
Kunststofffuß / Pieds en plastique



Etiqueta magnética / Magnetic label
Magnetisches Etikett / Etiquettes magnétiques




SIMONWORK BT1 GREY



SIMONWORK BT1 BOX BLUE



SIMONWORK BT1 BOX ZINC



SIMONWORK BT2

MODEL	H x W x D mm (inch)	Load Capacity kg (lb)	€/Unit	Ant. EAN Code	Grey EAN Code	Blue EAN Code	€/Unit	Zinc EAN Code	Kg/Unit (lb/Unit)	Unit	EU Palet Trailer Container 20' y 40'
SIMONWORK BT2 900	1445 x 910 x 610 (56.9" x 35.8" x 24.0")	400 kg (880 lb)	131,49 €	8425437138157	8435104919644	8435104919651	128,03 €	8435104929032	26,25 (57.9)	15	495 320 185 375
SIMONWORK BT2 1200	1445 x 1210 x 610 (56.9" x 47.6" x 24.0")	600 kg (1350 lb)	164,58 €	8425437138164	8435104919668	8435104919682	161,11 €	8435104930656	34,26 (75.5)	15	495 320 185 375
SIMONWORK BT2 1500	1445 x 1510 x 610 (56.9" x 59.4" x 24.0")	600 kg (1350 lb)	189,39 €	8425437138171	8435104919675	8435104919699	185,48 €	8435104931905	40,02 (88.2)	15	495 320 185 375

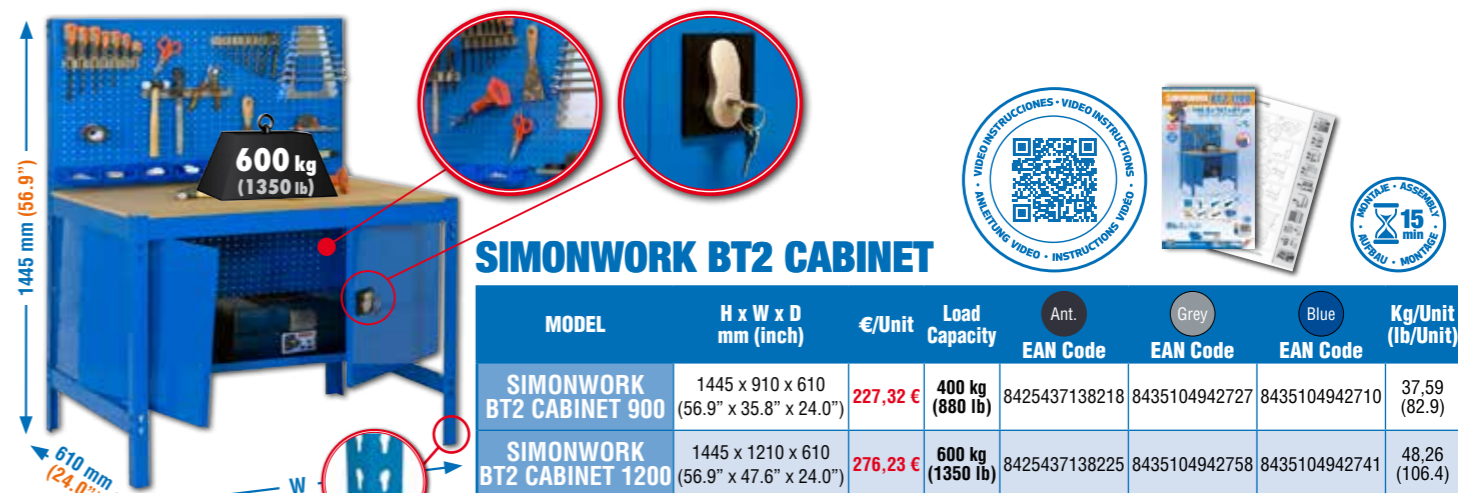



SIMONWORK BT2 BOX

MODEL	H x W x D mm (inch)	Load Capacity kg (lb)	€/Unit	Ant. EAN Code	Grey EAN Code	Blue EAN Code	€/Unit	Zinc EAN Code	Kg/Unit (lb/Unit)	Unit	EU Palet Trailer Container 20' y 40'
P2 SIMONWORK BT2 BOX 900	1445 x 910 x 610 (56.9" x 35.8" x 24.0")	400 kg (880 lb)	180,76 €	8425437138188	8435104932452	8435104932476	177,05 €	8435104932469	33,72 (74.3)	7	231 320 77 175
P1 SIMONWORK BT2 BOX 1200	1445 x 1210 x 610 (56.9" x 47.6" x 24.0")	600 kg (1350 lb)	222,98 €	8425437138195	8435104932483	8435104932506	219,26 €	8435104932490	41,26 (91.0)	7	231 320 77 175
P1 SIMONWORK BT2 BOX 1500	1445 x 1510 x 610 (56.9" x 59.4" x 24.0")	600 kg (1350 lb)	256,31 €	8425437138201	8435104932513	8435104932537	252,12 €	8435104932520	48,03 (105.9)	7	231 320 77 175

ACCESORIOS / ACCESSORIES / ZUBEHÖR / ACCESSOIRES

p.262



SIMONWORK BT2 CABINET

MODEL	H x W x D mm (inch)	€/Unit	Load Capacity	Ant. EAN Code	Grey EAN Code	Blue EAN Code	Kg/Unit (lb/Unit)
SIMONWORK BT2 CABINET 900	1445 x 910 x 610 (56.9" x 35.8" x 24.0")	227,32 €	400 kg (880 lb)	8425437138218	8435104942727	8435104942710	37,59 (82.9)
SIMONWORK BT2 CABINET 1200	1445 x 1210 x 610 (56.9" x 47.6" x 24.0")	276,23 €	600 kg (1350 lb)	8425437138225	8435104942758	8435104942741	48,26 (106.4)



SIMONWORK BT3

MODEL	H x W x D mm (inch)	Load Capacity kg (lb)	€/Unit	Ant. EAN Code	Grey EAN Code	Blue EAN Code	Zinc EAN Code	Kg/Unit (lb/Unit)	Unit	EU Palet Trailer Container 20' y 40'
P2 SIMONWORK BT3 900	1445 x 910 x 610 (56.9" x 35.8" x 24.0")	400 kg (880 lb)	146,41 €	8425437138232	8435104946848	8435104946824	142,89 €	8435104946831	28,17 (62.1)	15 495 320 40 165 375
P1 SIMONWORK BT3 1200	1445 x 1210 x 610 (56.9" x 47.6" x 24.0")	600 kg (1350 lb)	182,31 €	8425437138249	8435104946879	8435104946855	178,78 €	8435104946862	36,64 (80.8)	15 495 320 40 165 375
P1 SIMONWORK BT3 1500	1445 x 1510 x 610 (56.9" x 59.4" x 24.0")	600 kg (1350 lb)	209,78 €	8425437138256	8435104946909	8435104946886	205,80 €	8435104946893	42,87 (94.5)	15 495 320 40 165 375




SIMONWORK BT3 BOX

MODEL	H x W x D mm (inch)	Load Capacity kg (lb)	€/Unit	Ant. EAN Code	Grey EAN Code	Blue EAN Code	Zinc EAN Code	Kg/Unit (lb/Unit)	Unit	EU Palet Trailer Container 20' y 40'
SIMONWORK BT3 BOX 900	1445 x 910 x 610 (56.9" x 35.8" x 24.0")	400 kg (880 lb)	183,90 €	8425437138263	8435104946930	8435104946916	180,38 €	8435104946923	34,74 (76.6)	7 231 320 40 77 175
SIMONWORK BT3 BOX 1200	1445 x 1210 x 610 (56.9" x 47.6" x 24.0")	600 kg (1350 lb)	226,14 €	8425437138270	8435104946961	8435104946947	215,37 €	8435104946954	45,10 (99.4)	7 231 320 40 77 175
SIMONWORK BT3 BOX 1500	1445 x 1510 x 610 (56.9" x 59.4" x 24.0")	600 kg (1350 lb)	259,94 €	8425437138287	8435104946992	8435104946978	255,96 €	8435104946985	52,61 (116.0)	7 231 320 40 77 175

ACCESORIOS / ACCESSORIES / ZUBEHÖR / ACCESSOIRES / ACESSÓRIOS

p.262





SIMONWORK BT4

SIMONWORK BT4 BOX

MODEL	H x W x D mm (inch)	Load Capacity kg (lb)	€/Unit	Ant. EAN Code	Grey EAN Code	Blue EAN Code	Zinc EAN Code	Kg/Unit (lb/Unit)	Unit	EU Palet Trailer Container 20' y 40'
SIMONWORK BT4 900	1445 x 910 x 760 (56.9" x 35.8" x 29.9")	400 kg (880 lb)	154,83 €	8425437138317	8435104919767	8435104919774	152,73 €	8435104931950	29,87 (65.9)	13 429 320 143 325
SIMONWORK BT4 1200	1445 x 1210 x 760 (56.9" x 47.6" x 29.9")	600 kg (1350 lb)	190,45 €	8425437138324	8435104919781	8435104919804	188,67 €	8435104931967	38,1 (84.0)	13 429 320 143 325
SIMONWORK BT4 1500	1445 x 1510 x 760 (56.9" x 59.4" x 29.9")	600 kg (1350 lb)	226,50 €	8425437138331	8435104919798	8435104919811	224,50 €	8435104931974	43,39 (96.9)	13 429 320 143 325

MODEL	H x W x D mm (inch)	Load Capacity kg (lb)	€/Unit	Ant. EAN Code	Grey EAN Code	Blue EAN Code	Zinc EAN Code	Kg/Unit (lb/Unit)	Unit	EU Palet Trailer Container 20' y 40'
SIMONWORK BT4 BOX 900	1445 x 910 x 760 (56.9" x 35.8" x 29.9")	400 kg (880 lb)	192,32 €	8425437138348	8435104932636	8435104932650	190,22 €	8435104932643	37,53 (82.7)	6 198 320 68 150
SIMONWORK BT4 BOX 1200	1445 x 1210 x 760 (56.9" x 47.6" x 29.9")	600 kg (1350 lb)	234,27 €	8425437138355	8435104932667	8435104932681	232,50 €	8435104932674	46,27 (102.0)	6 198 320 68 150
SIMONWORK BT4 BOX 1500	1445 x 1510 x 760 (56.9" x 59.4" x 29.9")	600 kg (1350 lb)	276,66 €	8425437138362	8435104932698	8435104932711	274,66 €	8435104932704	53,23 (117.4)	6 198 320 68 150

ACCESORIOS / ACCESSORIES / ZUBEHÖR / ACCESSOIRES / ACESSÓRIOS p.262

Ruedas / Wheels / Räder / Roues / Rodas

Cajones / Drawer / Schublade / Tiroirs

Chapa metálica / Metal sheet / Blech / Tôle






SIMONWORK BT5 BOX6

MODEL	H x W x D mm (inch)	Load Capacity kg (lb)	€/Unit	Ant. EAN Code	Grey EAN Code	Blue EAN Code	€/Unit	Zinc EAN Code	Kg/Unit (lb/Unit)	Unit	EU Palet Trailer Container 20' y 40'
SIMONWORK BT5 BOX6 900	842 x 910 x 610 (33.1" x 35.8" x 24.0")	400 kg (880 lb)	289,25 €	8425437138393	8435104932872	8435104932896	314,82 €	8435104932889	51,89 (114.4)	5	185 55 125
SIMONWORK BT5 BOX6 1200	842 x 1210 x 760 (33.1" x 47.6" x 29.9")	600 kg (1350 lb)	372,61 €	8425437138409	8435104932902	8435104932926	370,68 €	8435104932919	76,71 (169.1)	2	165 55 125
SIMONWORK BT5 BOX6 1500	842 x 1510 x 760 (33.1" x 59.4" x 29.9")	600 kg (1350 lb)	444,28 €	8425437138416	8435104932933	8435104932957	442,18 €	8435104932940	88,41 (194.9)	2	165 55 125



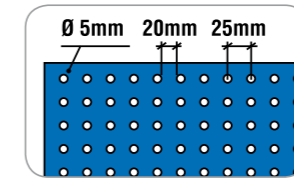

**Bandejas metálicas/Metal shelves/
Fachböden Metall/Plateaux métalliques**

Dim. mm (inch)	EAN Code	€/Unit	Kg/Unit (lb/Unit)
500 x 200 (19.7"x7.9")	8425437063121	4,18 €	0,89 (2.0)
900 x 200 (35.4"x7.9")	8425437005268	7,06 €	1,51 (3.3)
1200 x 200 (47."x7.9")	8425437005442	9,22 €	1,97 (4.3)



ARMARIO HERRAMIENTAS PANNEL/CABINET TOOLS PANNEL/WERKZEUGSCHRANK/OUTILS CABINET PANNEL/ARMÁRIO DE FERRAMENTAS DE PAINEL

Composition Cabinet Tools	Model H x W x D mm (inch)	Colors	Load Capacity kg (lb)	EAN Code	€/Unit	Kg/Unit (lb/Unit)	Unit	EU Palet Trailer Container 20' y 40'
*CABINET TOOLS PANNEL 500 650 x 500 x 275 mm (26.6" x 19.7" x 7.9")	Blue	75 kg (165 lb)	8435104941782	143,44 €	10,15 (22.4)	4	132 44 100	
CABINET TOOLS PANNEL 900 650 x 900 x 275 mm (26.6" x 35.4" x 7.9")	Blue	75 kg (165 lb)	8435104941799	169,71 €	15,41 (34.0)	4	132 44 100	
CABINET TOOLS PANNEL 1200 650 x 1200 x 275 mm (26.6" x 47.2" x 7.9")	Blue	75 kg (165 lb)	8435104941805	188,98 €	19,27 (42.5)	4	132 44 100	




Set Cuelga Panel*



EAN Code	€/Unit	Kg/Unit (lb/Unit)
8425437129575	8,45 €	0,74 (1.6)

*NO INCLUIDO • NOT INCLUDED • HAKEN INBEGRIFFEN • NON INCLUS • NÃO INCLUSO

MONTAJE • ASSEMBLY • AUFBAU • MONTAGE • MONTAGEM




SIMONWORK PANEL PERFORADO

MODEL	H x W mm (inch)	€/Unit	Blue EAN	Grey EAN	White EAN	€/Unit	Zinc EAN	Kg/Unit (lb/Unit)	EU Palet Trailer Container 20' y 40'
SIMONBOARD PERFORATED 300x300	300 x 300 (11.8" x 11.8")	10,13 €	8435104949443	8435104949450	8435104949429	---	---	1,87 (4.1)	480 12480 9120 9120
SIMONWORK PANEL PERFORADO 900x400	900 x 400 (35.4" x 15.8")	21,60 €	8435104919279	8435104919033	8435104919156	20,76 €	8435104919392	2,92 (6.4)	60 3960 1320 3000
SIMONWORK PANEL PERFORADO 900x600	900 x 600 (35.4" x 23.6")	26,90 €	8435104919293	8435104919057	8435104919170	26,32 €	8435104919415	4,58 (10.1)	40 2640 880 2000
SIMONWORK PANEL PERFORADO 1200x400	1200 x 400 (47.2" x 15.8")	27,73 €	8435104919354	8435104919118	8435104919231	26,65 €	8435104919477	3,75 (8.3)	60 3840 1320 3000
SIMONWORK PANEL PERFORADO 1200x600	1200 x 600 (47.2" x 23.6")	34,40 €	8435104919378	8435104919132	8435104919255	33,89 €	8435104919491	5,92 (13.1)	40 2640 880 2000
SIMONWORK PANEL PERFORADO 1500x400	1500 x 400 (59.1" x 15.8")	30,73 €	8435104926642	8435104926628	8435104926635	29,39 €	8435104926659	4,59 (10.1)	60 1920 660 1500
SIMONWORK PANEL PERFORADO 1500x600	1500 x 600 (59.1" x 23.6")	39,10 €	8435104921661	8435104921654	8435104926673	38,34 €	8435104921678	7,26 (16.0)	40 1320 440 1000

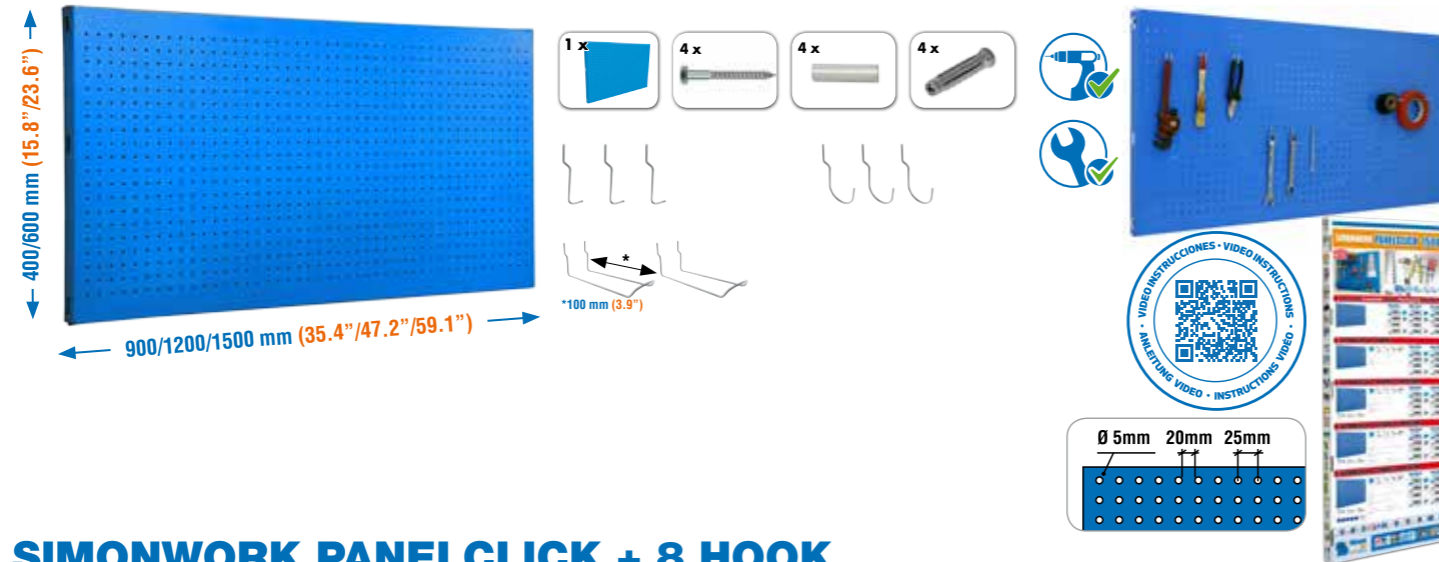
**Bandejas metálicas magnéticas
Magnetic metal shelves
Fachböden metall magnetisch
Tablettes métalliques magnétique
Bandejas de metal magnéticas**



ACCESORIOS / ACCESSORIES / ZUBEHÖR / ACCESSOIRES / ACESSÓRIOS

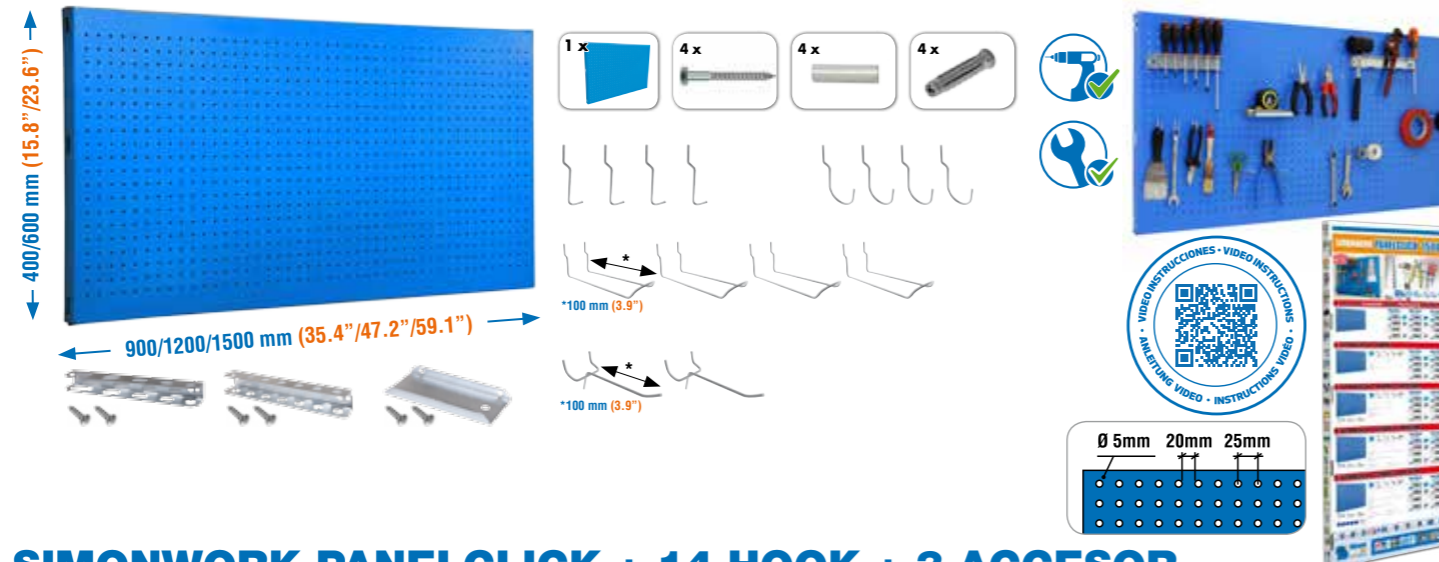


p.262



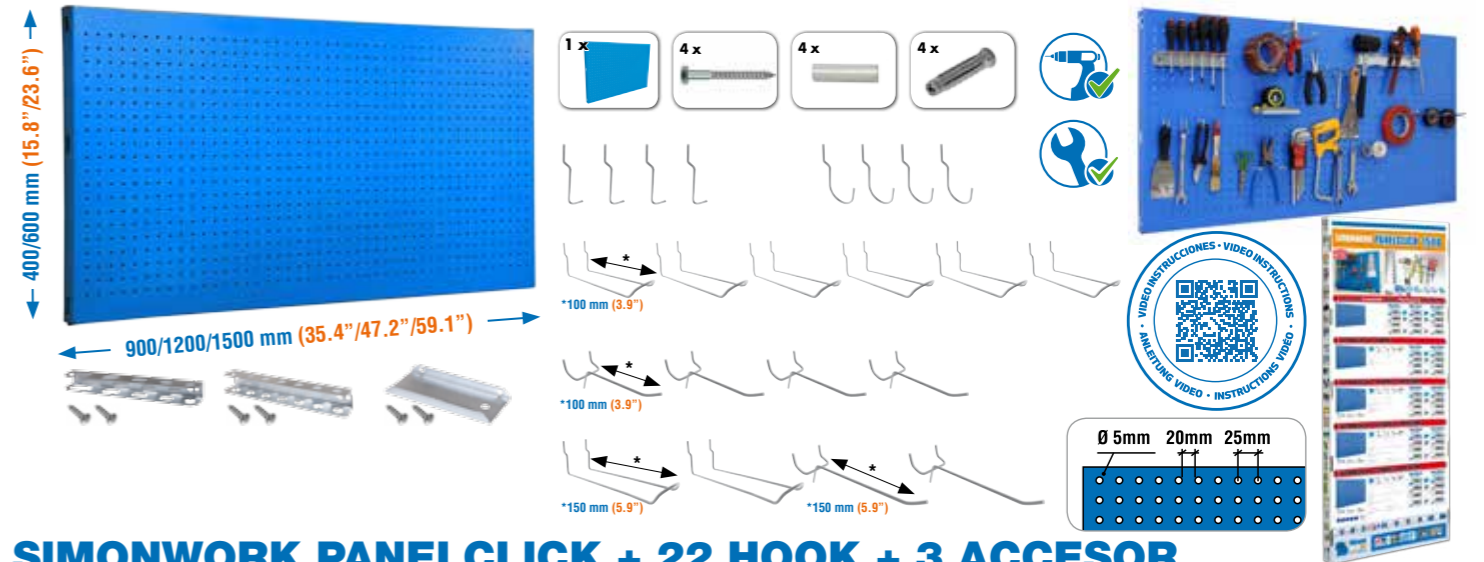
SIMONWORK PANELCLICK + 8 HOOK

MODEL	H x W mm (inch)	€/Unit	Ant.	EAN	Blue EAN	Grey EAN	White EAN	€/Unit	Zinc EAN	Kg/Unit (lb/Unit)	Unit	EU Palet Trailer Container 20'y 40'
SIMONWORK PANELCLICK 900x400 + 8 HOOK	900 x 400 (35.4" x 15.8")	40,14 €	8425437138799	8435104919514	8435104919941	8425437083587	39,04 €	8435104927403	8,72 (19.2)	16	3960 1320 3000	
SIMONWORK PANELCLICK 900x600 + 8 HOOK	900 x 600 (35.4" x 23.6")	45,55 €	8425437138805	8435104918432	8435104919958	8425437083594	44,51 €	8435104927427	9,85 (21.7)	16	2640 880 2000	
SIMONWORK PANELCLICK 1200x400 + 8 HOOK	1200 x 400 (47.2" x 15.8")	44,12 €	8425437138812	8435104919507	8435104919965	8425437083600	42,68 €	8435104927410	9,55 (21.1)	16	3940 1320 3000	
SIMONWORK PANELCLICK 1200x600 + 8 HOOK	1200 x 600 (47.2" x 23.6")	51,18 €	8425437138829	8435104918449	8435104919972	8425437083617	49,82 €	8435104927434	11,03 (24.3)	16	2640 880 2000	
SIMONWORK PANELCLICK 1500x400 + 8 HOOK	1500 x 400 (59.1" x 15.8")	48,09 €	8425437138836	8425437082733	8425437082757	8425437082771	46,31 €	8425437082795	10,39 (22.9)	16	1920 660 1500	
SIMONWORK PANELCLICK 1500x600 + 8 HOOK	1500 x 600 (59.1" x 23.6")	56,80 €	8425437138843	8425437082740	8425437082764	8425437082788	55,13 €	8425437082801	12,21 (26.9)	16	1320 440 1000	



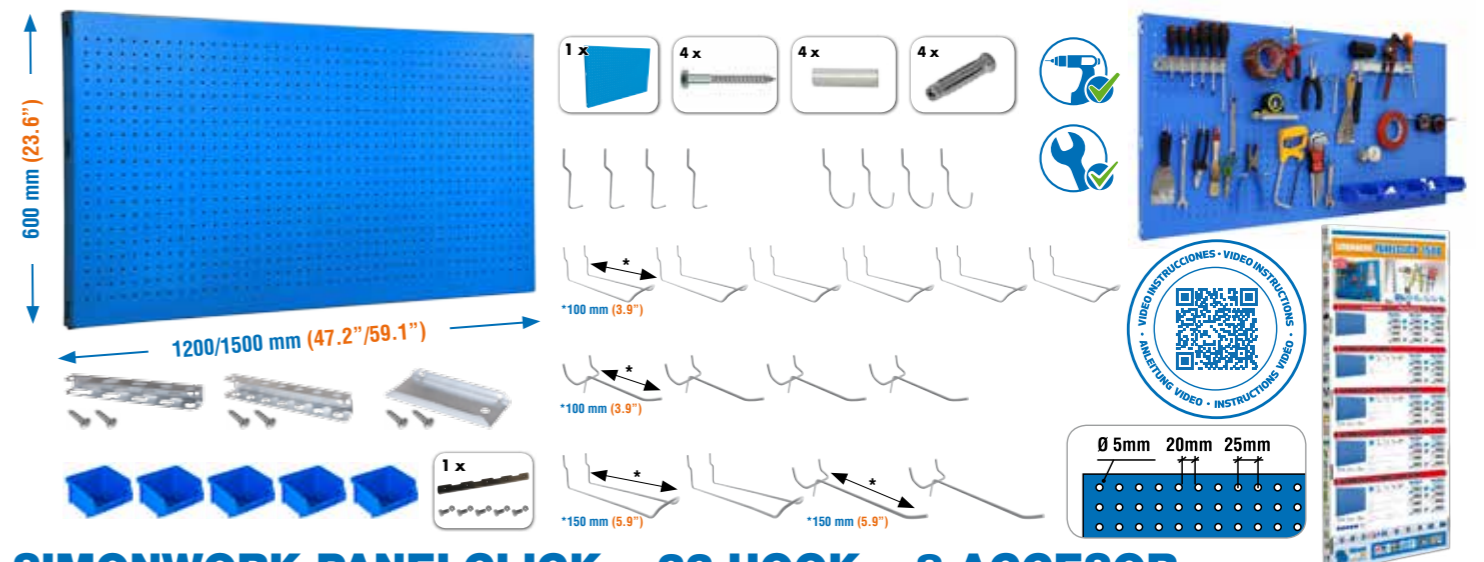
SIMONWORK PANELCLICK + 14 HOOK + 3 ACCESOR.

MODEL	H x W mm (inch)	€/Unit	Ant.	EAN	Blue EAN	Grey EAN	White EAN	€/Unit	Zinc EAN	Kg/Unit (lb/Unit)	Unit	EU Palet Trailer Container 20'y 40'
SIMONWORK PANELCLICK 900x400 + 14 HOOK + 3 ACCESOR.	900 x 400 (35.4" x 15.8")	58,76 €	8425437138850	8425437082177	8425437082313	8425437082450	57,66 €	8425437082597	8,72 (19.2)	16	3960 1320 3000	
SIMONWORK PANELCLICK 900x600 + 14 HOOK + 3 ACCESOR.	900 x 600 (35.4" x 23.6")	64,17 €	8425437138874	8425437082191	8425437082337	8425437082474	63,13 €	8425437082610	9,85 (21.7)	16	2640 880 2000	
SIMONWORK PANELCLICK 1200x400 + 14 HOOK + 3 ACCESOR.	1200 x 400 (47.2" x 15.8")	62,74 €	8425437138898	8425437082214	8425437082351	8425437082498	61,30 €	8425437082634	9,55 (21.1)	16	3940 1320 3000	
SIMONWORK PANELCLICK 1200x600 + 14 HOOK + 3 ACCESOR.	1200 x 600 (47.2" x 23.6")	69,80 €	8425437138911	8425437082238	8425437082375	8425437082511	68,44 €	8425437082658	11,03 (24.3)	16	2640 880 2000	
SIMONWORK PANELCLICK 1500x400 + 14 HOOK + 3 ACCESOR.	1500 x 400 (59.1" x 15.8")	66,71 €	8425437138942	8425437082269	8425437082405	8425437082542	64,93 €	8425437082689	10,39 (22.9)	16	1920 660 1500	
SIMONWORK PANELCLICK 1500x600 + 14 HOOK + 3 ACCESOR.	1500 x 600 (59.1" x 23.6")	75,42 €	8425437138966	8425437082283	8425437082429	8425437082566	73,75 €	8425437082702	12,21 (26.9)	16	1320 440 1000	



SIMONWORK PANELCLICK + 22 HOOK + 3 ACCESOR.

MODEL	H x W mm (inch)	€/Unit	Ant.	EAN	Blue EAN	Grey EAN	White EAN	€/Unit	Zinc EAN	Kg/Unit (lb/Unit)	Unit	EU Palet Trailer Container 20'y 40'
SIMONWORK PANELCLICK 900x400 + 22 HOOK + 3 ACCESOR.	900 x 400 (35.4" x 15.8")	70,31 €	8425437138867	8425437082184	8425437082320	8425437082467	69,21 €	8425437082603	8,72 (19.2)	16	3960 1320 3000	
SIMONWORK PANELCLICK 900x600 + 22 HOOK + 3 ACCESOR.	900 x 600 (35.4" x 23.6")	75,71 €	8425437138881	8425437082207	8425437082344	8425437082481	74,67 €	8425437082627	9,85 (21.7)	16	2640 880 2000	
SIMONWORK PANELCLICK 1200x400 + 22 HOOK + 3 ACCESOR.	1200 x 400 (47.2" x 15.8")	74,28 €	8425437138904	8425437082221	8425437082368	8425437082504	72,84 €	8425437082641	9,55 (21.1)	16	3940 1320 3000	
SIMONWORK PANELCLICK 1200x600 + 22 HOOK + 3 ACCESOR.	1200 x 600 (47.2" x 23.6")	81,34 €	8425437138928	8425437082245	8425437082382	8425437082528	79,98 €	8425437082665	11,03 (24.3)	16	2640 880 2000	
SIMONWORK PANELCLICK 1500x400 + 22 HOOK + 3 ACCESOR.	1500 x 400 (59.1" x 15.8")	78,25 €	8425437138959	8425437082276	8425437082412	8425437082559	76,48 €	8425437082696	10,39 (22.9)	16	1920 660 1500	
SIMONWORK PANELCLICK 1500x600 + 22 HOOK + 3 ACCESOR.	1500 x 600 (59.1" x 23.6")	86,97 €	8425437138973	8425437082290	8425437082436	8425437082573	85,29 €	8425437082719	12,21 (26.9)	16	1320 440 1000	



SIMONWORK PANELCLICK + 22 HOOK + 8 ACCESOR.

MODEL	H x W mm (inch)	€/Unit	Ant.	EAN	Blue EAN	Grey EAN	White EAN	€/Unit	Zinc EAN	Kg/Unit (lb/Unit)	Unit	EU Palet Trailer Container 20'y 40'
SIMONWORK PANELCLICK 1200x600 + 22 HOOK + 8 ACCESOR.	1200 x 600 (47.2" x 23.6")	99,60 €	8425437138935	8425437082252	8425437082399	8425437082535	99,71 €	8425437082672	11,03 (24.3)	16	2640 880 2000	
SIMONWORK PANELCLICK 1500x600 + 22 HOOK + 8 ACCESOR.	1500 x 600 (59.1" x 23.6")	105,35 €	8425437138980	8425437082306	8425437082443	8425437082580	104,91 €	8425437082726	12,21 (26.9)	16	1320 440 1000	

ACCESORIOS / ACCESSORIES / ZUBEHÖR / ACCESSOIRES / ACESSÓRIOS



p.262
CATALOG



SIMONWORK BT6 MDF

MODEL	H x W x D mm (inch)	€/Unit	Load Capacity kg (lb)	Ant. EAN Code	Grey EAN Code	Blue EAN Code	Kg/Unit (lb/Unit)	Unit	EU Palet Trailer Container 20' y 40'
SIMONWORK BT6 MDF 1200	865 x 1200 x 750 (34.1" x 47.2" x 29.5")	230,63 €	600 kg (1350 lb)	8425437125805	8435104936177	8435104936160	38,79 (85.5)	528 176 400	330 55 125
SIMONWORK BT6 L MDF 1500	865 x 1500 x 750 (34.1" x 59.1" x 29.5")	292,77 €	600 kg (1350 lb)	8425437125812	8435104936603	8435104936597	45,22 (99.7)	528 176 400	185 55 125
SIMONWORK BT6 L MDF 1800	865 x 1800 x 750 (34.1" x 70.9" x 29.5")	340,17 €	600 kg (1350 lb)	8425437125829	8435104936665	8435104936658	51,05 (112.6)	484 176 400	185 55 125

SIMONWORK BT6 MDF BOX

MODEL	H x W x D mm (inch)	€/Unit	Load Capacity kg (lb)	Ant. EAN Code	Grey EAN Code	Blue EAN Code	Kg/Unit (lb/Unit)	Unit	EU Palet Trailer Container 20' y 40'
SIMONWORK BT6 MDF 1BOX 1200	865 x 1200 x 750 (34.1" x 47.2" x 29.5")	322,10 €	600 kg (1350 lb)	8425437125836	8435104938041	8435104938065	44,97 (99.1)	528 176 400	330 55 125
SIMONWORK BT6L MDF 1BOX 1500	865 x 1500 x 750 (34.1" x 59.1" x 29.5")	393,02 €	600 kg (1350 lb)	8425437125843	8435104938072	8435104938096	51,92 (114.5)	528 176 400	185 55 125
SIMONWORK BT6L MDF 1BOX 1800	865 x 1800 x 750 (34.1" x 70.9" x 29.5")	429,49 €	600 kg (1350 lb)	8425437125850	8435104938102	8435104938126	56,64 (124.9)	528 176 400	185 55 125
SIMONWORK BT6 MDF 5BOX 1200	865 x 1200 x 750 (34.1" x 47.2" x 29.5")	695,93 €	600 kg (1350 lb)	8425437125867	8425437125874	8425437125881	61,71 (136.1)	528 176 400	330 55 125
SIMONWORK BT6L MDF 5BOX 1500	865 x 1500 x 750 (34.1" x 59.1" x 29.5")	794,01 €	600 kg (1350 lb)	8425437125898	8425437125904	8425437125911	70,69 (155.8)	528 176 400	185 55 125
SIMONWORK BT6L MDF 5BOX 1800	865 x 1800 x 750 (34.1" x 70.9" x 29.5")	837,39 €	600 kg (1350 lb)	8425437125928	8425437125935	8425437125942	76,51 (168.7)	528 176 400	185 55 125




SIMONWORK BT6 MDF CABINET

MODEL	H x W x D mm (inch)	€/Unit	Load Capacity kg (lb)	Ant. EAN Code	Grey EAN Code	Blue EAN Code	Kg/Unit (lb/Unit)	Unit	EU Palet Trailer Container 20'y 40'
SIMONWORK BT6 MDF CABINET 1200	865 x 1200 x 750 (34.1" x 47.2" x 29.5")	369,16 €	600 kg (1350 lb)	8425437125959	8435104942604	8435104942598	56,75 (125.1)		
SIMONWORK BT6L MDF CABINET 1500	865 x 1500 x 750 (34.1" x 59.1" x 29.5")	477,14 €	600 kg (1350 lb)	8425437125966	8435104942628	8435104942611	62,56 (137.9)		
SIMONWORK BT6L MDF CABINET 1800	865 x 1800 x 750 (34.1" x 70.9" x 29.5")	521,00 €	600 kg (1350 lb)	8425437125973	8435104942642	8435104942635	68,38 (150.8)		

ACCESORIOS / ACCESSORIES / ZUBEHÖR / ACCESSOIRES / ACESSÓRIOS

p.262



SIMONWORK BT6 MDF TANDEM

MODEL	H x W x D mm (inch)	€/Unit	Load Capacity kg (lb)	Ant. EAN Code	Grey EAN Code	Blue EAN Code	Kg/Unit (lb/Unit)	Unit	EU Palet Trailer Container 20'y 40'
1 SIMONWORK BT6 MDF TANDEM 2100	865 x 2100 x 750 (34.1" x 82.7" x 29.5")	469,52 €	600 kg (1350 lb)	8425437126758	8425437126765	8425437126772	71,44 (157.5)		
2 SIMONWORK BT6 MDF TANDEM 2BOX 2100	865 x 2100 x 750 (34.1" x 82.7" x 29.5")	650,36 €	600 kg (1350 lb)	8425437126789	8425437126796	8425437126802	85,91 (189.4)		
3 SIMONWORK BT6 MDF TANDEM 6BOX 2100	865 x 2100 x 750 (34.1" x 82.7" x 29.5")	1.023,71 €	600 kg (1350 lb)	8425437126819	8425437126826	8425437126833	110,52 (243.7)		
4 SIMONWORK BT6 MDF TANDEM 10BOX 2100	865 x 2100 x 750 (34.1" x 82.7" x 29.5")	1.388,09 €	600 kg (1350 lb)	8425437126840	8425437126857	8425437126864	130,52 (287.8)		
5 SIMONWORK BT6 MDF TANDEM 1BOX 1CAB 2100	865 x 2100 x 750 (34.1" x 82.7" x 29.5")	701,20 €	600 kg (1350 lb)	8425437126871	8425437126888	8425437126895	91,47 (201.7)		
6 SIMONWORK BT6 MDF TANDEM 5BOX 1CAB 2100	865 x 2100 x 750 (34.1" x 82.7" x 29.5")	1.066,50 €	600 kg (1350 lb)	8425437126901	8425437126918	8425437126925	116,21 (256.2)		

Bandeja Metálica BT6/Metal Shelves BT6/Metallische Fachböden BT6/Tablettes Métalliques BT6

Description	W x D x H Dim. mm (inch)	EAN Code	Kg/Unit (lb/Unit)	€/Unit	Unit Pack.
Bandeja Metálica BT6 Galva	970x630x35mm (33.8" x 20.4" x 1.4")	8435104945858	8,01 (17.7)	40,12 €	1
Bandeja Metálica BT6L Galva	1240x630x35mm (48.8" x 24.8" x 1.4")	8425437127243	9,73 (21.5)	48,93 €	1





SIMONWORK BT6 PRO LAMINATE

MODEL	H x W x D mm (inch)	€/Unit	Load Capacity kg (lb)	Ant. EAN Code	Grey EAN Code	Blue EAN Code	Kg/Unit (lb/Unit)	Unit	EU Palet Trailer Container 20'y 40'
SIMONWORK BT6 PRO LAMINATE 1200	865 x 1200 x 750 (34.1" x 47.2" x 29.5")	423,60 €	1000 kg (2200 lb)	8425437126284	8425437124983	8425437124990	42,68 (94.1)	528 176 400	5 330 55 125
SIMONWORK BT6 L PRO LAMINATE 1500	865 x 1500 x 750 (34.1" x 59.1" x 29.5")	506,81 €	1000 kg (2200 lb)	8425437126291	8425437125003	8425437125010	50,32 (110.9)	528 176 400	5 185 55 125
SIMONWORK BT6 L PRO LAMINATE 1800	865 x 1800 x 750 (34.1" x 70.9" x 29.5")	546,71 €	1000 kg (2200 lb)	8425437126307	8425437125027	8425437125034	55,65 (122.7)	484 176 400	5 185 55 125

* Capacidad de carga de 1000kg en estático, en estante principal con carga repartida uniformemente. Load capacity of 1000kg in static, on main shelf with evenly distributed load. Tragfähigkeit von 1000 kg statisch, auf Hauptregal bei gleichmäßig verteilter Last. Capacité de charge de 1000 kg en statique, sur l'étagère principale avec une charge uniformément répartie. Capacidade de carga de 1000kg em estática, na prateleira principal com carga uniformemente distribuída.

ACCESORIOS / ACCESSORIES / ZUBEHÖR / ACCESSOIRES / ACESSÓRIOS

p.262



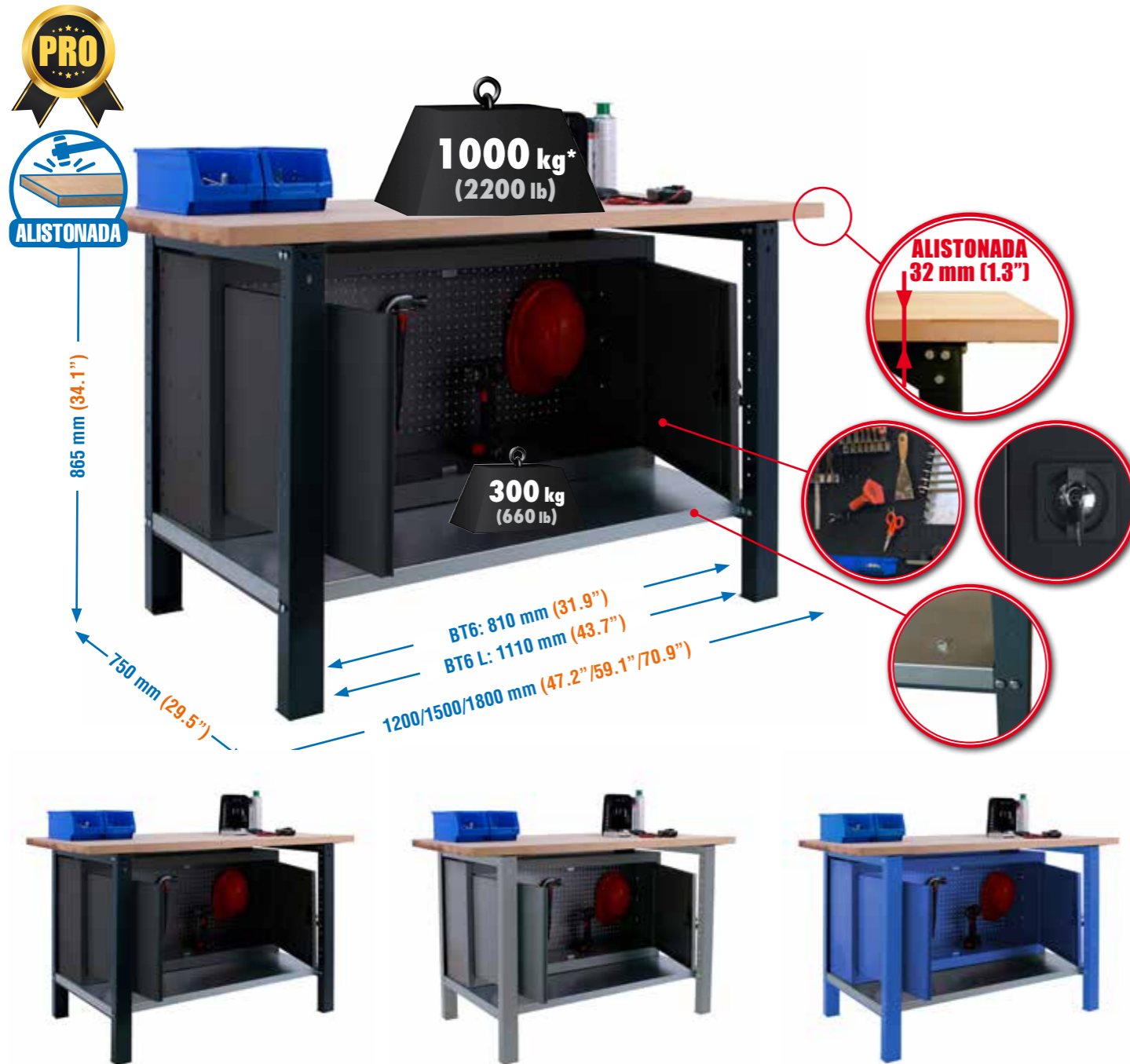
SIMONWORK BT6 LAMINATE BOX

MODEL	H x W x D mm (inch)	€/Unit	Load Capacity kg (lb)	Ant. EAN Code	Grey EAN Code	Blue EAN Code	Kg/Unit (lb/Unit)	Unit	EU Palet Trailer Container 20'y 40'
SIMONWORK BT6 PRO LAMINATE 1BOX 1200	865 x 1200 x 750 (34.1" x 47.2" x 29.5")	503,45 €	1000 kg (2200 lb)	8425437126314	8425437125041	8425437125058	48,86 (107.7)	528 176 400	5 330 55 125
SIMONWORK BT6L PRO LAMINATE 1BOX 1500	865 x 1500 x 750 (34.1" x 59.1" x 29.5")	592,41 €	1000 kg (2200 lb)	8425437126321	8425437125065	8425437125072	57,79 (127.4)	528 176 400	5 185 55 125
SIMONWORK BT6L PRO LAMINATE 1BOX 1800	865 x 1800 x 750 (34.1" x 70.9" x 29.5")	632,31 €	1000 kg (2200 lb)	8425437126338	8425437125089	8425437125096	63,12 (139.2)	528 176 400	5 185 55 125
SIMONWORK BT6 PRO LAMINATE 5BOX 1200	865 x 1200 x 750 (34.1" x 47.2" x 29.5")	814,57 €	1000 kg (2200 lb)	8425437126345	8425437125102	8425437125119	73,60 (162.3)	528 176 400	5 330 55 125
SIMONWORK BT6L PRO LAMINATE 5BOX 1500	865 x 1500 x 750 (34.1" x 59.1" x 29.5")	926,57 €	1000 kg (2200 lb)	8425437126352	8425437125126	8425437125133	87,69 (193.3)	528 176 400	5 185 55 125
SIMONWORK BT6L PRO LAMINATE 5BOX 1800	865 x 1800 x 750 (34.1" x 70.9" x 29.5")	966,47 €	1000 kg (2200 lb)	8425437126369	8425437125140	8425437125157	93,02 (205.1)	528 176 400	5 185 55 125

* Capacidad de carga de 1000kg en estático, en estante principal con carga repartida uniformemente. Load capacity of 1000kg in static, on main shelf with evenly distributed load. Tragfähigkeit von 1000 kg statisch, auf Hauptregal bei gleichmäßig verteilter Last. Capacité de charge de 1000 kg en statique, sur l'étagère principale avec une charge uniformément répartie. Capacidade de carga de 1000kg em estática, na prateleira principal com carga uniformemente distribuída.

ACCESORIOS / ACCESSORIES / ZUBEHÖR / ACCESSOIRES / ACESSÓRIOS

p.262




SIMONWORK BT6 PRO LAMINATE CABINET

MODEL	H x W x D mm (inch)	€/Unit	Load Capacity kg (lb)	Ant. EAN Code	Grey EAN Code	Blue EAN Code	Kg/Unit (lb/Unit)	Unit	EU Palet Trailer Container 20'y 40'
SIMONWORK BT6 PRO LAMINATE CABINET 1200	865 x 1200 x 750 (34.1" x 47.2" x 29.5")	545,92 €	1000 kg (2200 lb)	8425437126376	8425437125164	8425437125171	56,55 (124.7)	8 528 176 400	8 528 176 400
SIMONWORK BT6L PRO LAMINATE CABINET 1500	865 x 1500 x 750 (34.1" x 59.1" x 29.5")	661,17 €	1000 kg (2200 lb)	8425437126383	8425437125188	8425437125195	68,65 (151.4)	8 528 176 400	8 528 176 400
SIMONWORK BT6L PRO LAMINATE CABINET 1800	865 x 1800 x 750 (34.1" x 70.9" x 29.5")	771,18 €	1000 kg (2200 lb)	8425437126390	8425437125201	8425437125218	73,98 (163.1)	8 484 176 400	8 528 176 400

* Capacidad de carga de 1000kg en estático, en estante principal con carga repartida uniformemente. Load capacity of 1000kg in static, on main shelf with evenly distributed load. Tragfähigkeit von 1000 kg statisch, auf Hauptregal bei gleichmäßig verteilter Last. Capacité de charge de 1000 kg en statique, sur l'étagère principale avec une charge uniformément répartie. Capacidade de carga de 1000kg em estática, na prateleira principal com carga uniformemente distribuída.

ACCESORIOS / ACCESSORIES / ZUBEHÖR / ACCESSOIRES / ACESSÓRIOS

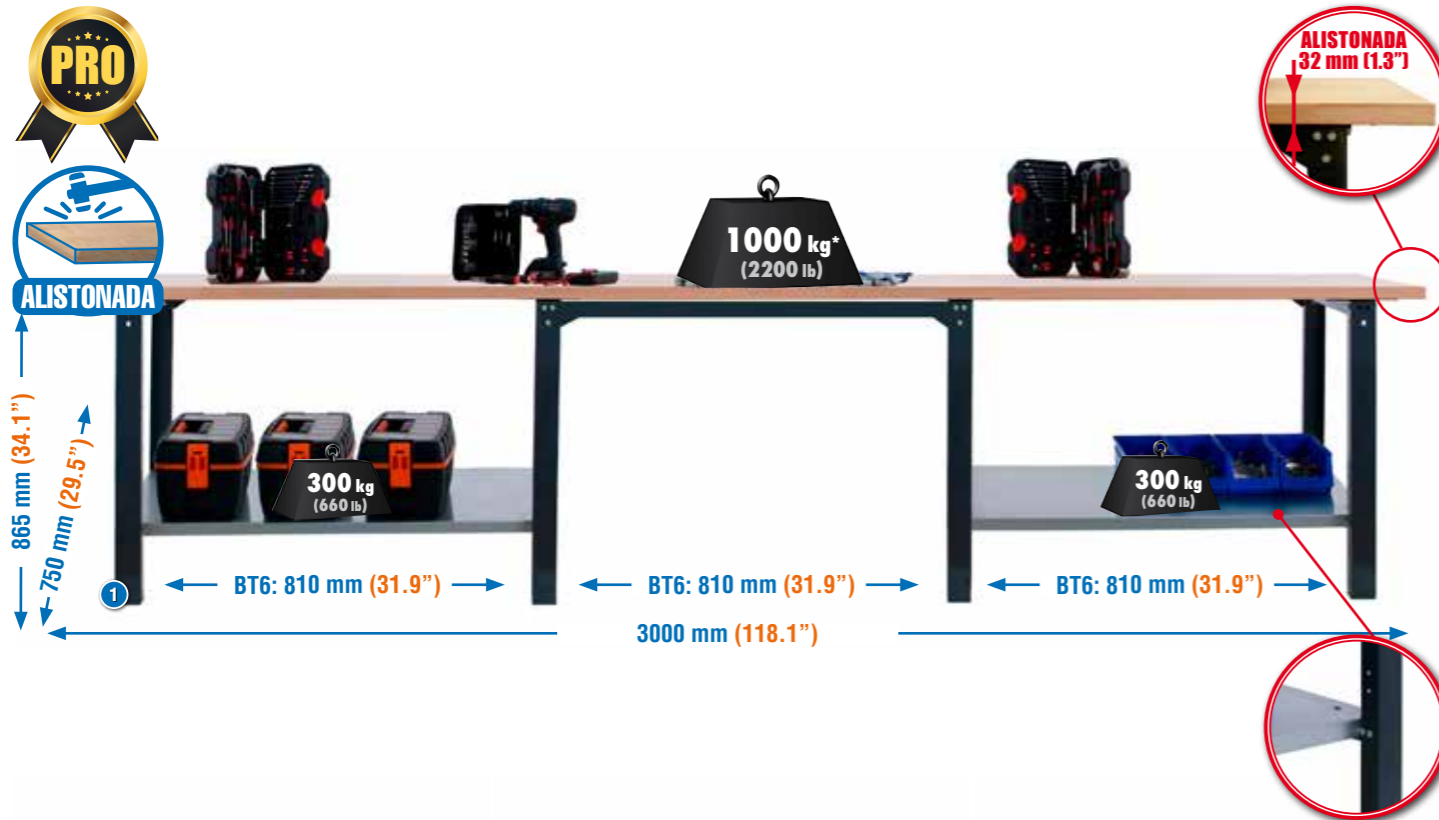
p.262



SIMONWORK BT6 PRO TANDEM LAMINATE

MODEL	H x W x D mm (inch)	€/Unit	Load Capacity kg (lb)	Ant. EAN Code	Grey EAN Code	Blue EAN Code	Kg/Unit (lb/Unit)	Unit	EU Palet Trailer Container 20'y 40'
1 SIMONWORK BT6 PRO TANDEM LAMINATE 2100	865 x 2100 x 750 (34.1" x 82.7" x 29.5")	754,97 €	1000 kg (2200 lb)	8425437126406	8425437125225	8425437125232	67,05 (147.8)	8 528 176 400	8 528 176 400
1 SIMONWORK BT6L PRO TANDEM LAMINATE 2600	865 x 2600 x 750 (34.1" x 102.4" x 29.5")	767,14 €	1000 kg (2200 lb)	8425437126468	8425437126475	8425437126482	78,79 (173.7)	8 528 176 400	8 528 176 400
2 SIMONWORK BT6 PRO TANDEM LAMINATE 2BOX 2100	865 x 2100 x 750 (34.1" x 82.7" x 29.5")	912,92 €	1000 kg (2200 lb)	8425437126413	8425437125249	8425437125256	76,61 (168.9)	8 528 176 400	8 528 176 400
2 SIMONWORK BT6L PRO TANDEM LAMINATE 2BOX 2600	865 x 2600 x 750 (34.1" x 102.4" x 29.5")	936,60 €	1000 kg (2200 lb)	8425437126499	8425437126505	8425437126512	89,74 (197.8)	8 528 176 400	8 528 176 400
3 SIMONWORK BT6 PRO TANDEM LAMINATE 6BOX 2100	865 x 2100 x 750 (34.1" x 82.7" x 29.5")	1.224,04 €	1000 kg (2200 lb)	8425437126420	8425437125263	8425437125270	98,16 (216.4)	8 528 176 400	8 528 176 400
3 SIMONWORK BT6L PRO TANDEM LAMINATE 6BOX 2600	865 x 2600 x 750 (34.1" x 102.4" x 29.5")	1.270,76 €	1000 kg (2200 lb)	8425437126529	8425437126536	8425437126543	123,64 (272.6)	8 528 176 400	8 528 176 400
4 SIMONWORK BT6 PRO TANDEM LAMINATE 10BOX 2100	865 x 2100 x 750 (34.1" x 82.7" x 29.5")	1.531,05 €	1000 kg (2200 lb)	8425437126437	8425437125287	8425437125294	118,00 (260.2)	8 528 176 400	8 528 176 400
4 SIMONWORK BT6L PRO TANDEM LAMINATE 10BOX 2600	865 x 2600 x 750 (34.1" x 102.4" x 29.5")	1.599,97 €	1000 kg (2200 lb)	8425437126550	8425437126567	8425437126574	142,35 (313.8)	8 528 176 400	8 528 176 400
5 SIMONWORK BT6 PRO TANDEM LAMINATE 1BOX 1CAB 2100	865 x 2100 x 750 (34.1" x 82.7" x 29.5")	955,15 €	1000 kg (2200 lb)	8425437126444	8425437125300	8425437125317	87,08 (192.0)	8 528 176 400	8 528 176 400
5 SIMONWORK BT6L PRO TANDEM LAMINATE 1BOX 1CAB 2600	865 x 2600 x 750 (34.1" x 102.4" x 29.5")	977,26 €	1000 kg (2200 lb)	8425437126581	8425437126598	8425437126604	102,41 (225.8)	8 528 176 400	8 528 176 400
6 SIMONWORK BT6 PRO TANDEM LAMINATE 5BOX 1CAB 2100	865 x 2100 x 750 (34.1" x 82.7" x 29.5")	1.255,59 €	1000 kg (2200 lb)	8425437126451	8425437125324	8425437125331	100,92 (222.5)	8 528 176 400	8 528 176 400
6 SIMONWORK BT6L PRO TANDEM LAMINATE 5BOX 1CAB 2600	865 x 2600 x 750 (34.1" x 102.4" x 29.5")	1.318,69 €	1000 kg (2200 lb)	8425437126611	8425437126628	8425437126635	132,31 (291.7)	8 528 176 400	8 528 176 400

* Capacidad de carga de 1000kg en estático, en estante principal con carga repartida uniformemente. Load capacity of 1000kg in static, on main shelf with evenly distributed load. Tragfähigkeit von 1000 kg statisch, auf Hauptregal bei gleichmäßig verteilter Last. Capacité de charge de 1000 kg en statique, sur l'étagère principale avec une charge uniformément répartie. Capacidade de carga de 1000kg em estática, na prateleira principal com carga uniformemente distribuída.



SIMONWORK BT6 PRO TRIPLE LAMINATE

MODEL	H x W x D mm (inch)	€/Unit	Load Capacity kg (lb)	Ant. EAN Code	Grey EAN Code	Blue EAN Code	Kg/Unit (lb/Unit)	Unit	EU Palet Trailer Container 20'y 40'
1 SIMONWORK BT6 PRO TRIPLE LAMINATE	865 x 3000 x 750 (34.1" x 118.1" x 29.5")	960,21 €	1000 kg (2200 lb)	8425437126642	8425437125348	8425437125355	95,56 (210.7)	8 528 176 400	8 528 176 400
2 SIMONWORK BT6 PRO TRIPLE LAMINATE 3BOX 3000	865 x 3000 x 750 (34.1" x 118.1" x 29.5")	1.196,89 €	1000 kg (2200 lb)	8425437126659	8425437125362	8425437125379	112,81 (248.7)	8 528 176 400	8 528 176 400
3 SIMONWORK BT6 PRO TRIPLE LAMINATE 15BOX 3000	865 x 3000 x 750 (34.1" x 118.1" x 29.5")	2.130,27 €	1000 kg (2200 lb)	8425437126666	8425437125386	8425437125393	174,19 (384.0)	8 528 176 400	8 528 176 400

* Capacidad de carga de 1000kg en estático, en estante principal con carga repartida uniformemente. Load capacity of 1000kg in static, on main shelf with evenly distributed load. Tragfähigkeit von 1000 kg statisch, auf Hauptregal bei gleichmäßig verteilter Last. Capacité de charge de 1000 kg en statique, sur l'étagère principale avec une charge uniformément répartie. Capacidade de carga de 1000kg em estática, na prateleira principal com carga uniformemente distribuída.

SIMONWORK BT6 PRO TRIPLE LAMINATE BOX + CABINET

MODEL	H x W x D mm (inch)	€/Unit	Load Capacity kg (lb)	Ant. EAN Code	Grey EAN Code	Blue EAN Code	Kg/Unit (lb/Unit)	Unit	EU Palet Trailer Container 20'y 40'
1 SIMONWORK BT6 PRO TRIPLE LAMINATE 2BOX 1CAB 3000	865 x 3000 x 750 (34.1" x 118.1" x 29.5")	1.236,08 €	1000 kg (2200 lb)	8425437126673	8425437125409	8425437125416	122,62 (270.3)	8 528 176 400	8 528 176 400
2 SIMONWORK BT6 PRO TRIPLE LAMINATE 10BOX 1CAB 3000	865 x 3000 x 750 (34.1" x 118.1" x 29.5")	1.389,13 €	1000 kg (2200 lb)	8425437126680	8425437125423	8425437125430	172,11 (379.4)	8 528 176 400	8 528 176 400

* Capacidad de carga de 1000kg en estático, en estante principal con carga repartida uniformemente. Load capacity of 1000kg in static, on main shelf with evenly distributed load. Tragfähigkeit von 1000 kg statisch, auf Hauptregal bei gleichmäßig verteilter Last. Capacité de charge de 1000 kg en statique, sur l'étagère principale avec une charge uniformément répartie. Capacidade de carga de 1000kg em estática, na prateleira principal com carga uniformemente distribuída.




SIMONWORK BT6 METAL

MODEL	H x W x D mm (inch)	€/Unit	Load Capacity kg (lb)	Ant. EAN Code	Grey EAN Code	Blue EAN Code	Kg/Unit (lb/Unit)	EU Palet Trailer Container 20' y 40'
SIMONWORK BT6 METAL 1200	830 x 1200 x 730 (32.7" x 47.2" x 28.7")	162,78 €	600 kg (1350 lb)	8425437125980	8435104938379	8435104938362	29,66 (65.4)	16 840 528 768
SIMONWORK BT6L METAL 1500	830 x 1500 x 730 (32.7" x 59.1" x 28.7")	183,35 €	600 kg (1350 lb)	8425437125997	8435104938409	8435104938393	33,79 (74.5)	16 744 528 696
SIMONWORK BT6L METAL 1800	830 x 1800 x 730 (32.7" x 70.9" x 28.7")	206,71 €	600 kg (1350 lb)	8425437126000	8435104938430	8435104938423	37,33 (82.3)	16 672 528 624

SIMONWORK BT6 METAL BOX

MODEL	H x W x D mm (inch)	€/Unit	Load Capacity kg (lb)	Ant. EAN Code	Grey EAN Code	Blue EAN Code	Kg/Unit (lb/Unit)	EU Palet Trailer Container 20' y 40'
SIMONWORK BT6 METAL 1BOX 1200	830 x 1200 x 730 (32.7" x 47.2" x 28.7")	255,99 €	600 kg (1350 lb)	8425437126017	8435104938454	8435104938478	35,25 (77.7)	8 528 88 200
SIMONWORK BT6L METAL 1BOX 1500	830 x 1500 x 730 (32.7" x 59.1" x 28.7")	283,46 €	600 kg (1350 lb)	8425437126024	8435104938485	8435104938508	40,48 (89.2)	8 284 88 200
SIMONWORK BT6L METAL 1BOX 1800	830 x 1800 x 730 (32.7" x 70.9" x 28.7")	300,39 €	600 kg (1350 lb)	8425437126031	8435104938515	8435104938539	43,87 (96.7)	8 284 88 200
SIMONWORK BT6 METAL 5BOX 1200	830 x 1200 x 730 (32.7" x 47.2" x 28.7")	629,34 €	600 kg (1350 lb)	8425437126048	8425437126055	8425437126062	49,60 (109.4)	5 330 55 125
SIMONWORK BT6L METAL 5BOX 1500	830 x 1500 x 730 (32.7" x 59.1" x 28.7")	689,70 €	600 kg (1350 lb)	8425437126079	8425437126086	8425437126093	64,25 (141.7)	5 165 55 125
SIMONWORK BT6L METAL 5BOX 1800	830 x 1800 x 730 (32.7" x 70.9" x 28.7")	701,39 €	600 kg (1350 lb)	8425437126109	8425437126116	8425437126123	62,64 (138.1)	5 165 55 125



SIMONWORK BT6 METAL CABINET

MODEL	H x W x D mm (inch)	€/Unit	Load Capacity kg (lb)	Ant. EAN Code	Grey EAN Code	Blue EAN Code	Kg/Unit (lb/Unit)	EU Palet Trailer Container 20' y 40'
SIMONWORK BT6 METAL CABINET 1200	830 x 1200 x 730 (32.7" x 47.2" x 28.7")	302,80 €	600 kg (1350 lb)	8425437126130	8435104942666	8435104942659	43,50 (95.9)	528 88 200
SIMONWORK BT6L METAL CABINET 1500	830 x 1500 x 730 (32.7" x 59.1" x 28.7")	362,37 €	600 kg (1350 lb)	8425437126147	8435104942680	8435104942673	51,12 (112.7)	284 88 200
SIMONWORK BT6L METAL CABINET 1800	830 x 1800 x 730 (32.7" x 70.9" x 28.7")	379,28 €	600 kg (1350 lb)	8425437126154	8435104942703	8435104942697	54,51 (120.2)	284 88 200

SIMONWORK BT6 PRO METAL

MODEL	H x W x D mm (inch)	€/Unit	Load Capacity kg (lb)	Ant. EAN Code	Grey EAN Code	Blue EAN Code	Kg/Unit (lb/Unit)	EU Palet Trailer Container 20' y 40'
SIMONWORK BT6 PRO METAL 1200	830 x 1200 x 730 (32.7" x 47.2" x 28.7")	197,55 €	700 kg (1550 lb)	8425437126161	8425437124747	8425437124754	35,55 (78.4)	528 176 400
SIMONWORK BT6L PRO METAL 1500	830 x 1500 x 730 (32.7" x 59.1" x 28.7")	240,07 €	700 kg (1550 lb)	8425437126178	8425437124761	8425437124778	41,38 (91.2)	528 176 400
SIMONWORK BT6L PRO METAL 1800	830 x 1800 x 730 (32.7" x 70.9" x 28.7")	256,75 €	700 kg (1550 lb)	8425437126185	8425437124785	8425437124792	44,92 (99.0)	484 176 400



SIMONWORK BT6 PRO METAL BOX

MODEL	H x W x D mm (inch)	€/Unit	Load Capacity kg (lb)	Ant. EAN Code	Grey EAN Code	Blue EAN Code	Kg/Unit (lb/Unit)	Unit	EU Palet Trailer Container 20' y 40'
SIMONWORK BT6 PRO METAL 1BOX 1200	830 x 1200 x 730 (32.7" x 47.2" x 28.7")	286,28 €	700 kg (1550 lb)	8425437126192	8425437124808	8425437124815	41,74 (92.0)	528	88 200
SIMONWORK BT6L PRO METAL 1BOX 1500	830 x 1500 x 730 (32.7" x 59.1" x 28.7")	315,71 €	700 kg (1550 lb)	8425437126208	8425437124822	8425437124839	47,56 (104.9)	284	88 200
SIMONWORK BT6L PRO METAL 1BOX 1800	830 x 1800 x 730 (32.7" x 70.9" x 28.7")	333,36 €	700 kg (1550 lb)	8425437126215	8425437124846	8425437124853	51,10 (112.7)	284	88 200
SIMONWORK BT6 PRO METAL 5BOX 1200	830 x 1200 x 730 (32.7" x 47.2" x 28.7")	627,33 €	700 kg (1550 lb)	8425437126222	8425437124860	8425437124877	66,48 (146.6)	330	55 125
SIMONWORK BT6L PRO METAL 5BOX 1500	830 x 1500 x 730 (32.7" x 59.1" x 28.7")	674,63 €	700 kg (1550 lb)	8425437126239	8425437124884	8425437124891	72,30 (159.4)	185	55 125
SIMONWORK BT6 L PRO METAL 5BOX 1800	830 x 1800 x 730 (32.7" x 70.9" x 28.7")	693,00 €	700 kg (1550 lb)	8425437126246	8425437124907	8425437124914	75,84 (167.2)	185	55 125

ACCESORIOS / ACCESSORIES / ZUBEHÖR / ACCESSOIRES / ACESSÓRIOS

p.262



SIMONWORK BT6 PRO METAL CABINET

MODEL	H x W x D mm (inch)	€/Unit	Load Capacity kg (lb)	Ant. EAN Code	Grey EAN Code	Blue EAN Code	Kg/Unit (lb/Unit)	Unit	EU Palet Trailer Container 20' y 40'
SIMONWORK BT6 PRO METAL CABINET 1200	830 x 1200 x 730 (32.7" x 47.2" x 28.7")	332,53 €	700 kg (1550 lb)	8425437126253	8425437124921	8425437124938	51,68 (113.9)	528	88 200
SIMONWORK BT6L PRO METAL CABINET 1500	830 x 1500 x 730 (32.7" x 59.1" x 28.7")	401,23 €	700 kg (1550 lb)	8425437126260	8425437124945	8425437124952	59,71 (131.6)	284	88 200
SIMONWORK BT6L PRO METAL CABINET 1800	830 x 1800 x 730 (32.7" x 70.9" x 28.7")	419,17 €	700 kg (1550 lb)	8425437126277	8425437124969	8425437124976	63,25 (139.4)	284	88 200

ACCESORIOS / ACCESSORIES / ZUBEHÖR / ACCESSOIRES / ACESSÓRIOS

p.262

